



Manufacturers-Precision Microwave Components  
Cheshire, CT U.S.A.

1425 Highland Ave (Rt. 10) P.O. Box 728  
Cheshire, CT 06410-1216 U.S.A  
Phone #203-272-3234 Fax #203-272-0352  
E-Mail: [Sales@microtech-inc.com](mailto:Sales@microtech-inc.com)

Visit our website: <http://www.microtech-inc.com>

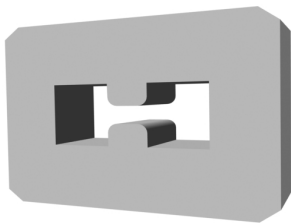
## WAVEGUIDE FLANGE EXTRUSIONS SPECIFICATIONS

### RECTANGULAR FLANGE EXTRUSION


WAVEGUIDE SIZE	INTERNAL DIM	TOLERANCE	OUTSIDE DIM	TOLERANCE	FREQUENCY GHz	ALLOY	LENGTH
WR 28	.280 x .140	+/- .002	.750 x .750	+/- .015	26.50 - 40.00	6063-T6	1 meter
WR 42	.420 x .170	+/- .002	.875 x .875	+/- .015	18.00 - 26.50	6063-T6	1 meter
WR 51	.510 x .255	+/- .002	1.312 x 1.312	+/- .015	15.00 - 22.00	6063-T6	1 meter
WR 62	.622 x .311	+/- .002	1.312 x 1.312	+/- .015	12.4 - 18.00	6063-T6	1 meter
WR 75	.750 x .375	+/- .002	1.500 x 1.500	+/- .015	10.00 - 15.00	6063-T6	1 meter
WR 90	.900 x .400	+/- .002	1.625 x 1.625	+/- .015	8.20 - 12.40	6063-T6	1 meter
WR 112	1.122 x .497	+/- .002	1.875 x 1.675	+/- .015	7.05 - 10.00	6063-T6	1 meter

### DOUBLE RIDGED FLANGE EXTRUSION


WAVEGUIDE SIZE	INTERNAL DIM	TOLERANCE	OUTSIDE DIM	TOLERANCE	FREQUENCY GHz	ALLOY	LENGTH
WRD 180	.288 x .134	+/- .002	.875 x .875	+/- .015	18.00 - 40.00	6063-T6	1 meter
WRD 650	.720 x .321	+/- .002	1.375 x 1.375	+/- .015	.650 - 18.00	6063-T6	1 meter
WRD 750	.691 x .321	+/- .002	1.375 x 1.375	+/- .015	7.50 - 18.00	6063-T6	1 meter
WRD 580	.780 x .370	+/- .002	1.375 x 1.375	+/- .015	5.80 - 16.00	6063-T6	1 meter
WRD 475	1.090 x .506	+/- .002	1.969 x 1.391	+/- .015	4.75 - 11.00	6063-T6	1 meter



DOUBLE RIDGED RECTANGULAR



DOUBLE RIDGED SQUARE



RECTANGULAR W/G